

**BLSP Board**  
**18 November 2009**  
**9.30 am- 12.30 pm**  
**Idle Valley Rural Learning Centre**

**REPORT**

**PERFORMANCE & MANAGEMENT UPDATE – Q2 (Jul-Sept) 2009-10**

**Presenter of Report: Executive Group/Jo Wilson**  
**Contact No.: 01909 533189**  
**Agenda Item: 9**

**1. BLSP Management**

- ▶ The Bassetlaw Partnership for Health is reviewing it's leadership following the departure of Louise Newcombe.
- ▶ The Social & Community Development Sub-Group and New Community Group are currently holding a number of discussions examining the possibility of a merger as it has become apparent that there could be duplication within their current workload/ terms of reference.

**2. Nottinghamshire LAA**  
 Details of local implementation of NLAA2 by LSP Sub-Groups leading to delivery of NLAA2 outcomes.

Below is a list of our Priorities that support the delivery of NLAA Outcomes/ Targets. As and when information is available on targeted work this will be reported. The performance shown is based on the county level target. District level information is not widely available.

Since the autumn of 2006, the Nottinghamshire Partnership has had an operational performance management system called PRISM. PRISM allows users to view and analyse the performance of the Local Area Agreement through a briefing book. The briefing books can be accessed through <http://www.nottinghamshire.gov.uk/large-static/pride/index.html> Easy instructions are contained within the briefing book explaining how to navigate them. The colours in the briefing books are generated by a comparison between target and actual performance.

	Red = More than 10% below target
	Amber = Performance between 10% below target and actual target
	Green = On Target or up to 10% above target
	Blue = More than 10% above target
	Gray = Data unavailable at time of reporting

\* Indicates a prediction, further information about stretch targets will follow later in the report (item 14).

## Economic Regeneration (Enterprising Communities Action Plan)

NLAA Indicator		Performance 2009/10 (County level unless specified)			
		Q1	Q2	Q3	Q4
NI 151	Overall employment rate				
NI 152	Working age people on out of work benefits				
	<i>Performance at District Level</i>				
NI 171	VAT registration rate				
NI 167 (Greater Notts area only)	Congestion – average journey time per mile during the morning peak	N/A	N/A	N/A	N/A
NI 176a	% of working age people within catchment of 500 jobs by public transport				
NI 176b	% of working age people within catchment of 500 jobs by walking/cycling				

## Learning & Skills (Learning Communities Action Plan)

NLAA Indicator		Performance 2009/10 (County level unless specified)			
		Q1	Q2	Q3	Q4
NI 163	Working age population qualified to at least Level 2 or higher				

## Environment (Sustainable Communities Action Plan)

NLAA Indicator		Performance 2009/10 (County level unless specified)			
		Q1	Q2	Q3	Q4
NI 186	Per capita CO <sub>2</sub> emissions in the LA area				
NI 187	Tackling fuel poverty – people receiving income based benefits living in homes with a low energy efficiency rating				
NI 196	Improved street and environmental cleanliness – fly tipping				
	<i>Performance at District level</i>				
NI 192	Household waste recycled and composted				
	<i>Performance at District level</i>				

## Health (Healthier Communities Action Plan)

NLAA Indicator		Performance 2009/10 (County level unless specified)			
		Q1	Q2	Q3	Q4
NI 123	4-week smoking quitter rate (used as proxy for 16+ current smoking rate prevalence until measure established)				
NI 39	Alcohol-harm related hospital admission rates				
NI 152	Working age people on out of work benefits				
	<i>Performance at District level</i>				
NI 120a i	All-age all cause mortality rate – Male				
NI 120a ii	All-age all cause mortality rate – Female				
NI 120b	Gap worst 20% Notts and England				
NI 136	People supported to live independently through social services (all ages)				
NI 141x	Number of vulnerable people moved on to independent living – planned				
NI 141y	Number of vulnerable people moved on to independent living - all				
NI 141 (combined)	See above				
NI 146	Adults with learning disabilities in employment				
NI 47	People killed or seriously injured in road traffic accidents				
LAA L003	Local indicator for adult obesity –% Adults Obese				

## Social & Community Development (Stronger Communities Action Plan)

NLAA Indicator		Performance 2009/10 (County level unless specified)			
		Q1	Q2	Q3	Q4
NI 154	Net additional homes provided				
NI 1	% of people who believe people from different backgrounds get on well together in their local area				
NI 4	% people who feel they can influence decisions in their locality				
NI 7	Environment for a thriving third sector				
NI 8	Adult participation in sport				
LAAL001	Local Indicator for culture – Local cultural enrichment measure				

## Community Safety (Safer Communities Action Plan)

The Safer Communities Block of the NLAA is an amalgamation of the seven District CDRP/CSPs Strategies.

NLAA Indicator		Performance 2009/10 (County level unless specified)			
		Q1	Q2	Q3	Q4
NI 20	Assault with injury crime rate				
NI 16	Serious acquisitive crime rate				
NI 17	Perceptions of anti-social behaviour				
NI 18	Adult re-offending rates for those under probation supervision				
NI 40	Drug users in effective treatment				
NI 111	First time entrants to the Youth Justice System aged 10-17				
NI 47	People killed or seriously injured in road traffic accidents				
NI 32	Repeat incidents of domestic violence reported at MARACs				
LAAL002	Local indicator for domestic violence - % Repeat DV cases (No longer collected)				

## Children & Young People (Every Child Matters Action Plan)

NLAA Indicator		Performance 2009/10 (County level unless specified)			
		Q1	Q2	Q3	Q4
NI 114	Rate of permanent exclusions from school				
NI 117	16-18 year olds who are not in education, training or employment (NEET)				
NI 111	First time entrants to the Youth Justice System aged 10-17				
NI 50	Emotional health of children				
NI 55a	% obese among primary school age children in Reception Year				
NI 112	Under 18 conception rate				
NI 92 STATUTORY CYP	Narrowing the gap between the lowest achieving 20% in the Early Years Foundation Stage Profile and the rest.				
NI 72 STATUTORY CYP	Achievement of at least 78 points across the Early Years Foundation Stage with at least 6 in each of the scales in Personal Social and Emotional Development and Communication, Language and Literacy.				
NI 73 STATUTORY CYP	Achievement at level 4 or above in both English and Maths at Key Stage 2				
NI 93 STATUTORY CYP	Progression by 2 levels in English between Key Stage 1 and Key Stage 2				
NI 94 STATUTORY CYP	Progression by 2 levels in Maths between Key Stage 1 and Key Stage 2				
NI 75 STATUTORY CYP	Achievement of 5 or more A*-C grades at GCSE or equivalent including English and Maths				
NI 87 STATUTORY CYP	Secondary school persistent absence rate				
NI 99 STATUTORY CYP	Children in care reaching level 4 in English at Key Stage 2				
NI 100 STATUTORY CYP	Children in care reaching level 4 in Maths at Key Stage 2				
NI 101 STATUTORY CYP	Children in care achieving 5 A*-C (or equivalent) at Key Stage 4 (including English and Maths)				

### **3. Sub-Group Updates**

Presentations will be given by theme leads to update on progress of the sub-groups.

#### **Economic Regeneration (Enterprising Communities Action Plan)**

- ▶ Please refer to Powerpoint Presentation for information. One the main activities for this Action Plan is the Backing Bassetlaw Campaign as presented at the September Board meeting by Phil Sibson.

#### **Learning & Skills (Learning Communities Action Plan)**

- ▶ The Nottinghamshire Loves Learning Project will be launched to coincide with Valentines Day 2010. This is funded by the Department of Business, Innovation & Skills Transformation Fund. This will support our priority to develop outreach/community education provision.

#### **Environment (Sustainable Communities Action Plan)**

- ▶ Please refer to Powerpoint Presentation for information

#### **Health (Healthier Communities Action Plan)**

- ▶ World Class Commissioning

Currently working with Gap Gemini consultants on World Class Commissioning Competencies. In feedback after a recent workshop the consultants were impressed that our Health LSP plans are aligned with the LAA and JSNA key priorities

- ▶ Intergenerational Working

'Generations Together' – an event aimed at promoting new ways of intergenerational working was held at North Notts Arena.

Comprising workshops, presentations, taster sessions and input from older and younger people, the event was well attended – around 70 attendees from a wide range of local organisations. Mini-consultations were held at the event, facilitated by members of the steering group. Ideas and possible projects will be taken to form the action plan that will influence future intergenerational work in the district. Please refer to Information Item on Board agenda.

- ▶ Voluntary Sector Health Forum

The initial meeting of the Voluntary Sector Health Forum has been held. Fourteen voluntary sector representatives attended the event with another ten who have expressed interest but were unable to attend. Members discussed what they want and need from a forum and action points will be taken forward. Terms of Reference will be agreed at the next meeting to be held early 2010.

#### **Social & Community Development (Stronger Communities Action Plan)**

- ▶ As noted at Section 1, the group is in discussions regarding a merger with New Community Group. A full report with final decisions will be presented at February Board.

#### **Community Safety (Safer Communities Action Plan)**

## Children & Young People (Every Child Matters Action Plan)

- ▶ Please refer to Powerpoint from September Board for main activity. Action Plan currently being updated following last Sub-Group meeting.

### New Community Group

- ▶ Projects funded by the LAA grant are moving forward. As noted at Section 1, the group is in discussions regarding a merger with Social & Community Development. A full report with final decisions will be presented at February Board.

### Transport & Accessibility

- ▶ Further publicity for Transport to Health is being developed to go in Bassetlaw News.
- ▶ Money has been secured for a feasibility study to be carried out to identify the potential need for a minibus for the district. A meeting was held at the Retford Action Centre on 11<sup>th</sup> November.

## 4. Communications & Community Engagement

List of all local communications, and community events attended in last quarter.

The press coverage listed below details initiatives that direct support the objectives of the BLSP. However, the press coverage was not completed in the name of the BLSP and was covered by the respective lead organisation instead.

BDC Press Releases go to the following media providers:

- |  |                                 |
|--|---------------------------------|
| ▶ Worksop Guardian (including Worksop and Retford Traders) | ▶ Heart FM (Nottingham)         |
| ▶ Retford Times  | ▶ BBC Radio Sheffield           |
| ▶ Trax FM  | ▶ BBC Radio Nottingham          |
| ▶ Doncaster Free Press                                     | ▶ Gainsborough Standard         |
| ▶ Sheffield Star   | ▶ Lincolnshire Echo             |
| ▶ Hallam FM  | ▶ Yorkshire Post                |
| ▶ Nottingham Evening Post                                  | ▶ The Best of Worksop (website) |

Type of Information (i.e. Press Release, Case Study, News Article)	Subject of Item	Date of Item	Sub-Group involved (i.e. ER/ L&S/ ENV/ H/ S & CD/ CSP/ CYP/ T&A /NC
BDC Press Release	Have Your Say – Consultation Events on Planning for the future	02.09.09 16.09.09 28.09.09 05.10.09	Cross-BLSP
BDC Press Release	Work on Retford Enterprise Centre starts	29.09.09	ER
BDC Press Release	UK Older People's Day	01.10.09	S&CD/ H
BDC Press Release	Business Rates Deferral Scheme	28.09.09	ER
BDC Press Release	Canch Consultation Workshop	09.09.09 06.10.09	ER/ ENV/ H/ S&CD CYP
BDC Press Release	Town Centre Clean Up Teams	21.09.09	ENV
BDC Press Release	Retford Christmas Lights	21.10.09	ER/ S&CD
BDC Press Release	Child benefit Changes	19.10.09	S&CD/ CYP
BDC Press Release	Pay Council Bills at Post Office	13.10.09	T&A/ S&CD
BDC Press Statement	New Play Area for Raymoth	05.10.09	CYP/ H

**5. Vision Bassetlaw**

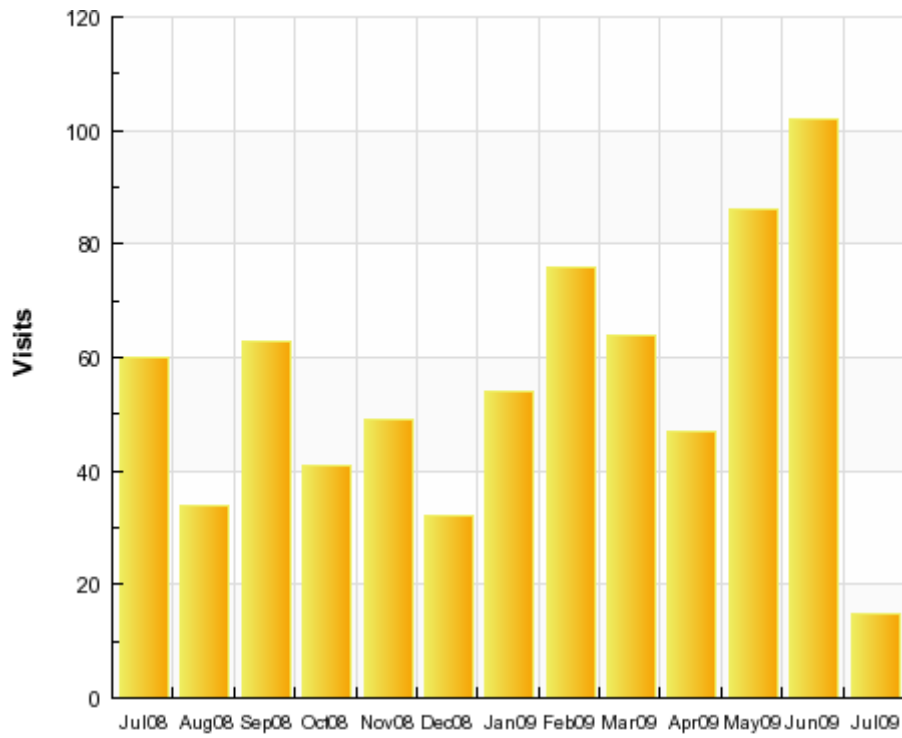
Website statistics.

Traffic Prediction for July (taken 07.07.09)

Vision Bassetlaw Traffic Prediction				
Based on the site traffic during the last ...	The site will have this much traffic over the next ...			
	Hour	Day	Week	Month
Hour				
Day	0 Page Views	8 Page Views	55 Page Views	240 Page Views
	0 Visits	3 Visits	21 Visits	90 Visits
Week	0 Page Views	6 Page Views	42 Page Views	182 Page Views
	0 Visits	3 Visits	19 Visits	82 Visits
Month	0 Page Views	5 Page Views	33 Page Views	144 Page Views
	0 Visits	3 Visits	21 Visits	92 Visits

Actual Traffic for June 2009 (taken 07.07.09)

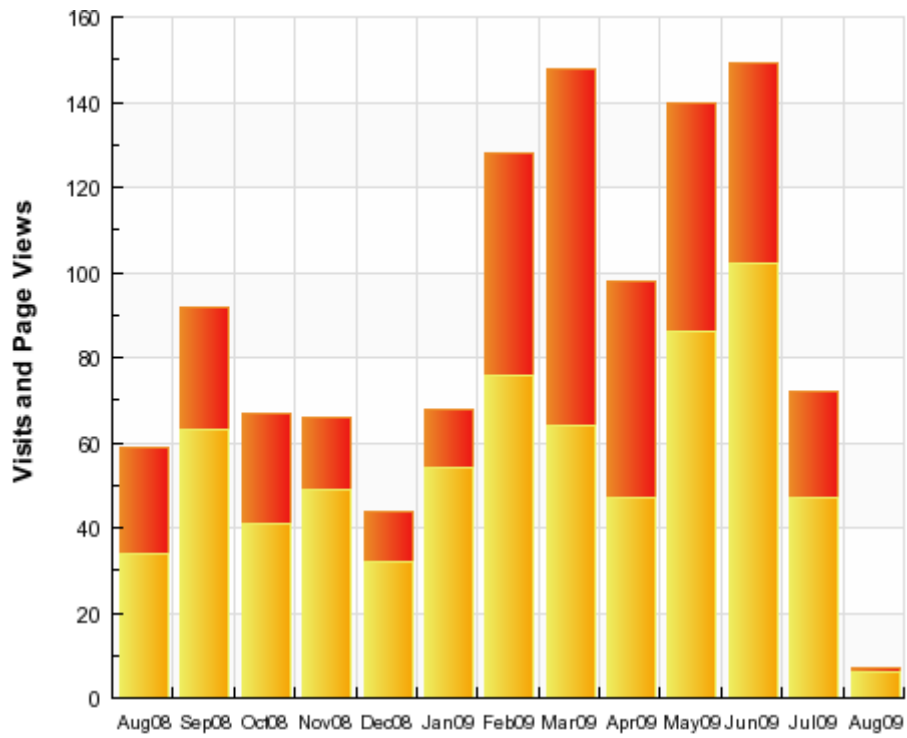
Please note that this was misreported in the Q1 report.



Month of the Year	Visits
Jul09	15
Jun09	102
May09	86
Apr09	47
Mar09	64
Feb09	76
Jan09	54
Dec08	32
Nov08	49
Oct08	41
Sep08	63
Aug08	34
Jul08	60

Vision Bassetlaw Traffic Prediction				
Based on the site traffic during the last ...	The site will have this much traffic over the next ...			
	Hour	Day	Week	Month
Hour				
Day	0 Page Views	3 Page Views	21 Page Views	90 Page Views
	0 Visits	2 Visits	14 Visits	60 Visits
Week	0 Page Views	3 Page Views	21 Page Views	91 Page Views
	0 Visits	2 Visits	13 Visits	56 Visits
Month	0 Page Views	2 Page Views	14 Page Views	59 Page Views
	0 Visits	1 Visits	9 Visits	40 Visits

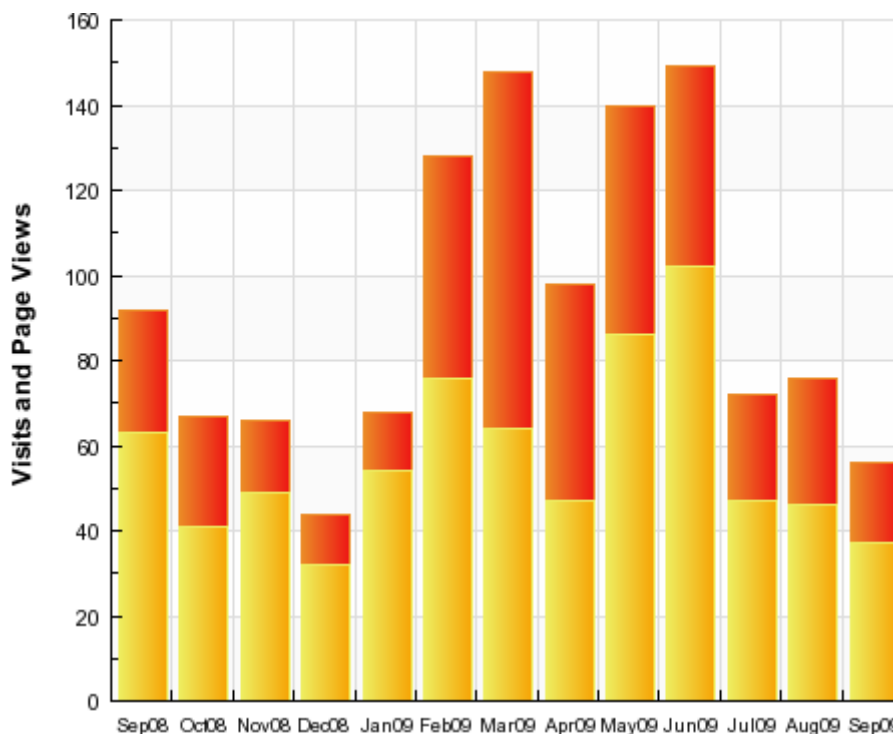
Actual Traffic for July 2009 (taken 04.08.09)



Month of the Year	Visits	Page Views
Aug09	6	7
Jul09	47	72
Jun09	102	149
May09	86	140
Apr09	47	98
Mar09	64	148
Feb09	76	128
Jan09	54	68
Dec08	32	44
Nov08	49	66
Oct08	41	67
Sep08	63	92
Aug08	34	59

<u>Vision Bassetlaw</u> Traffic Prediction				
Based on the site traffic during the last ...	The site will have this much traffic over the next ...			
	Hour	Day	Week	Month
Hour	1 Page View	24 Page Views	166 Page Views	720 Page Views
	1 Visit	24 Visits	166 Visits	720 Visits
Day	0 Page Views	3 Page Views	21 Page Views	90 Page Views
	0 Visits	2 Visits	14 Visits	60 Visits
Week	0 Page Views	1 Page Views	8 Page Views	35 Page Views
	0 Visits	1 Visits	6 Visits	26 Visits
Month	0 Page Views	2 Page Views	12 Page Views	53 Page Views
	0 Visits	1 Visits	8 Visits	34 Visits

Actual Traffic for August and September 2009 (taken 30.09.09)



Month of the Year	Visits	Page Views
Sep09	37	56
Aug09	46	76
Jul09	47	72
Jun09	102	149
May09	86	140
Apr09	47	98
Mar09	64	148
Feb09	76	128
Jan09	54	68
Dec08	32	44
Nov08	49	66
Oct08	41	67
Sep08	63	92