

A Prosperous Place

Creating more jobs and more wealth for everyone

Our Vision: By 2020, Bassetlaw will be a place where people want to live, work and invest because of:

- u Our vibrant economy
- u Our healthy, safe and inclusive communities
- u Our quality environment

Bassetlaw is a great location for business. It has land, purpose-built business sites and good transport links. We want to develop this and promote Bassetlaw to new businesses while continuing to support existing companies. The Economic Regeneration Sub-Group is spearheading this work.

Our Goals:

- u Strengthen and expand our local economy including rural areas
- u Help people set up their own businesses
- u Expand the use of computer technology in local companies and organizations
- u Help develop new transport links
- u Attract investment
- u Create jobs
- u Develop Bassetlaw as a tourist destination

Our Progress: Key Achievements 2003/2004

Backing Business in Bassetlaw

The Backing Business in Bassetlaw campaign was formed as part of the recommendations arising from the Bassetlaw Taskforce. Its work now falls under the remit of the BLSP Economic Regeneration Sub-Group.

The campaign is essentially a partnership approach to addressing the development of an enterprising culture in Bassetlaw. It has been funded by Nottinghamshire Business Link, with Nottinghamshire Business Ventures (NBV), the Nottinghamshire Chamber of Commerce and Industry, and the District Council being active partners in the campaign. Funding from Business link has enabled NBV to provide a full-time business counsellor to provide advice and guidance for start-up businesses, based in the district Council offices at Copthall House, Potter Street, Worksop.

A number of events have been held and are planned under the banner of Backing Business in Bassetlaw; these include:

- u Bassetlaw Business Week 13-17 September 2004, with a Chamber breakfast meeting devoted to "Regeneration through education", a Backing Women in Business event, and a meeting of the Retford Business Club.
- u "Opportunities flying in" – presentations about business opportunities at Robin Hood Airport to be held at the National Fluid Power Centre on 25th November 2005.
- u Tailored support for the textile sector, bringing together a wide range of business support organisations.
- u Enterprise for women – a series of 6 events taking place in November 2004 to support the vital contribution women entrepreneurs can make to the local economy.

For more information contact Sue Natrass, Business Link Nottinghamshire, on 0115 977300.



Economic Regeneration in Rural Bassetlaw

The BLSP Economic Regeneration Sub-Group has catalysed a partnership between Business Link Nottinghamshire (BLN) and the Nottinghamshire Rural Community Council (NRCC). Both organisations have a current remit to develop and support rural enterprise initiatives and have development officers working in the Bassetlaw area.

In identifying the commonalities between the two organisations the need for a co-ordinated joint local approach has become apparent. In light of the recently published Defra Rural Strategy the partnership is currently working to translate the Defra priorities for rural economic growth into a local joint working programme based on the identified local needs in the community strategy.

The key areas of concentration initially identified in rural Bassetlaw are:

- u Supporting new enterprise and social enterprise
- u Support for existing rural traders and micro-businesses
- u Promoting diversification of existing rural businesses to provide more local economic activity and services
- u Increasing use of information and communication technology
- u Sustainable development
- u Improving and retaining transport and access
- u Supporting market towns as a centre of rural economies

BLN and NRCC are exploring ways to jointly reach rural economies and will be delivering this work in Bassetlaw under the umbrella of Backing Business in Bassetlaw.

For more information contact Rachel Quinn, NRCC on 01623 727601 or Debi Astle, BLN on 0115 977300.

Worksop Town Centre Masterplan

In May 2003, the District Council (with funding support obtained from *emda*, the East Midlands Development Agency) commissioned consultants, Urban Practitioners, to develop a Masterplan for Worksop Town Centre. This was supported by retail and property consultants, CB Richard Ellis.

The objective was to produce a new vision and strategy providing for a vibrant and healthy town centre area capable of meeting the needs of all. The study focused on matters such as the quality of the physical environment, the nature of services and facilities available to all, and accessibility to the town centre, amongst others.

Following a varied and innovative work programme including consultation events and the setting up of a dedicated website, Urban Practitioners presented a final Masterplan to the Council in early 2004. This set out a framework for delivering long-term improvements to the town centre in terms of its overall appearance and the services and facilities it provides. The Masterplan was duly considered by the Council's Cabinet and formally approved and adopted in July 2004. At the same time, it was agreed to set up an Implementation Group to take forward the plans and proposals contained within the Masterplan document, detailed arrangements for which are now being put in place.



The conclusions and recommendations of the final Masterplan will be taken into account in the various plans and strategies being formulated by the Council as well as other partners

and agencies with an interest in the town centre. The Masterplan will also feed into preparation of the new Local Development Framework (formerly the Local Plan) for Bassetlaw.

For more information contact Craig Jordan, Bassetlaw District Council on 01909 533191.

The Bassetlaw Rural Enterprise Development (BRED) Project

This rural business regeneration project is largely funded by the Alliance SSP and European Regional Development Fund (ERDF) and targeted at the five largest villages in Bassetlaw – Tuxford, Harworth-Bircotes, Carlton-in-Lindrick, Langold, and Misterton.

The BRED project offers assistance to traders in a number of ways:

- u Shop Front & Window Display grant scheme - 14 businesses have received grants with 40 others in progress.
- u Business Development grant scheme - 16 businesses have received grants with 20 other in progress.
- u ICT/Web initiative - 13 businesses currently in progress with a further 9 registered.

In total 100 businesses have been visited and consulted during the project to date. This project has assisted in the creation of 9 new jobs, 19 safeguarded jobs and 1,279m² of refurbished space. Grant revenue expended to date is £34,104 to date and total project revenue is in line with original forecasted expenditure.

Examples of the projects BRED has been involved with include:



- u The organisation of this year's Harworth Christmas Lights Extravaganza
 - u Instigating the potential re-development of Langold Country Park
 - u Harworth Shop & Pub Watch
 - u Campaigning to protect areas/buildings for retail/business use
 - u Pressing for improvements in signage
 - u Lobbying to protect areas within the local development framework for community/business benefit
 - u Researching and trying to resolve derelict land/buildings.
- u Contacting Nottinghamshire County Council Building Better Communities Scheme to ensure improvements carried out are in line with local opinion.
 - u Establishing links with various regulatory bodies in order to provide effective assistance and break down perceived barriers.
 - u Formulating a Village Centre Association constitution

For more information contact Nick Vass, Bassetlaw District Council on 01909 533721.

For more information contact:

Pauline Elliott on 01909 533160 or email: pauline.elliott@bassetlaw.gov.uk

Roger Ranson on 01909 533230 or email: roger.ranson@bassetlaw.gov.uk

Or alternatively email: economic.regeneration@bassetlaw.gov.uk

Key Targets

The table below outlines the six key targets agreed by the Sub-Group, as outlined in the Community Strategy Summary, that will be used to measure outcomes of the projects supported by the group. They indicate both the added value achieved by the LSP, and overall economic success of the District. These are monitored closely throughout the year and reported on annually.




Our long term goal... to increase the GDP¹⁵ of the area by at least 1% above the national average

BLSP Indicator	Definition	Method of Measurement	2003/2004 Performance
ER 1	To increase the GDP ¹⁵ of the area by at least 1% above the national average	(1) Data taken from Office for National Statistics Baseline (1998) GDP for North Nottinghamshire = 81 compared to the UK 100 in 1998 ⁹	(1) Data for 2003/2004 not available. GVA in 2002 for North Nottinghamshire = £4,870,000 compared to £926,275,000 for UK. (Most current data at time of printing)
ER 2	Create 120 jobs and support 35 businesses through the Bassetlaw Business Innovation Centre (BIC)	(1) Monitoring usage and outcomes of BIC support against targets set by BIC Baseline (2002/2003) = N/A	The BIC is not currently operational. Building work is due to be complete February/ March 2005.
ER 3	Support at least 40 new businesses through our Business Link Advisor	(1) Monitoring by Nottingham Business Ventures Advisor (a franchise of Business Link Nottinghamshire) of support provided – No. of businesses per year Baseline (2002/2003) = Currently not available	(1) Approximately 200 businesses have been support with advice from November 2003 to date. At present this information cannot be broken down in to financial years due to a change in monitoring system. A breakdown by financial year should be available from March 2005. Therefore the Baseline (2002/2003) and actual performance for 2003/2004 will be reported at a later date.
ER 4	Extend the provision of broadband internet access and encourage local use	(1) Area of District capable of accessing Broadband through phone lines/ remote access – Taken from BT Information Baseline (2002/2003) = Information currently not available from BT	(1) Information currently not available from BT.

BLSP Indicator	Definition	Method of Measurement	2003/2004 Performance
ER 5	Support the redevelopment or our market towns	<p>(1) Successful implementation and ongoing monitoring of 3 Market Towns Initiatives (MTIs):</p> <ul style="list-style-type: none"> • Retford • Tuxford • Bircotes & Harworth <p>Baseline (2002/2003) = N/A</p> <p>(2) No. of MTI Action Plans in place</p> <p>Baseline (2002/2003) = N/A</p>	<p>(1) All 3 MTIs operational, 2 initiatives – Tuxford and Retford – are currently running without a Co-ordinator/ Manager due to staff changes. Tuxford is running with support from the Mine of Information, and Retford is currently supported by the Retford Action Centre.</p> <p>(2) 3 Action Plans in place</p>
ER 6	Create at least 2,400 jobs linked to the Finningley Airport development	<p>(1) No. directly recruited in relation to Airport/ Supply Services etc.</p> <p>Baseline (2002/2003) = N/A</p> <p>(2) No. on Airport Training Courses at North Notts</p> <p>(a) Taxi Courses (b) Taster Sessions</p> <p>Baseline (2002/2003) = Not available. Data collated from beginning of courses – November 2003. Further data will be available following a College inspection beginning of 2005.</p>	<p>(1) No statistics available yet. Directions Finningley in Meteor House have over 11,000 CVs registered in database from interested candidates.</p> <p>(2a) Taxi Courses Retford = 30 Worksop = 33 Others (outside Bassetlaw) = 21 Total = 84</p> <p>(2b) Taster Sessions Retford = 51 Worksop = 90 Others (outside Bassetlaw) = 44 Total = 258</p> <p>Further data will be available following a College inspection beginning of 2005.</p>

Economic Regeneration Action Plan – Our Performance

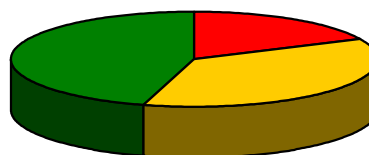
The charts below indicate how the Economic Regeneration Sub-Group is performing against the 'Actions' within their Action Plan. The key for the charts is as follows:

-  Red (R) = Not progressing to timetable
-  Amber (A) = Some work underway but underlying issues e.g. slippage on timetable, or funding concerns
-  Green (G) = Work underway to timetable

This 'traffic light' system was piloted by the Health Sub-Group in October 2003 and January 2004. This was then rolled out to all the Sub-Groups for April 2004, and included in the Interim Report May 2004.

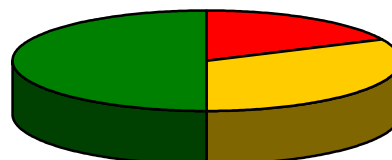
April 2004

R = 4 (18%)
A = 8 (36%)
G = 10 (46%)



July 2004

R = 4 (18.18%)
A = 7 (31.82%)
G = 11 (50%)



October 2004

R = 3 (13.64%)
A = 9 (40.91%)
G = 10 (45.45%)

