

A Learning Place

Helping you to reach your potential

Our Vision: Improve learning opportunities, skills and aspirations for the whole population of Bassetlaw.

It is our aim to make learning attractive, affordable and accessible to everyone in Bassetlaw – whatever their age or background. We are working to help ensure our schools, colleges, and voluntary groups have the support they need to provide a positive environment for learning. Our Learning & Skills Sub-Group is championing this area.

Our Goals:

- ▶ Engaging people in lifelong learning
- ▶ Raise the ambition and achievement of young people
- ▶ Develop the skills needed by existing and future employers

Our Progress: Key Achievements 2005

Bassetlaw Testbed Learning Community (TLC)

There are now 66 Learning Champions connected with the Bassetlaw Project. These Bassetlaw Learning Champions are either volunteers or undertake the role of Learning Champion as an integral part of their existing work.

Following the very successful launch of the Bassetlaw Learning Communities, the Learning Champions and members of their families were given the opportunity to visit Magna Science Adventure Centre in Rotherham with the aims of:

- ▶ Offering Learning Champions, with their families, a learning opportunity that is both informal and informative
- ▶ Recognising new Learning Champions who had been nominated by existing Learning Champions
- ▶ Offering adults participating in the event the opportunity to meet with an Information, Advice and Guidance Worker and to develop an individual learning plan.



Members of BDC X-Change receiving their Learning Champions Awards.

A major success recently has been the appointment of the Learning Champions Co-ordinator, Lynn Whitworth, with the key objectives of:

- ▶ Providing ongoing support and supervision for volunteer Learning Champions within the Bassetlaw area
- ▶ Co-ordinating and supporting individual learning programmes for Learning Champions that will increase confidence, knowledge, skills, qualifications and employability
- ▶ Leading Learning Champions in actively promoting learning opportunities across Bassetlaw
- ▶ Liaising with learning providers regarding identified learning needs and opportunities.

This is a true example of excellent partnership working. The post is funded by the LSC Neighbourhood Learning in Deprived Communities fund through ENABLE, and the Broxtowe ESF Marketing Campaign, is line managed by ENABLE, and hosted by Sure Start West Bassetlaw.

Looking Ahead

The main challenge is to continue to ensure that links with the developing Local Area Agreements, Extended Schools, Children's Centres and Children's Trusts are strengthened to allow funding streams to support the project, while funding for direct adult and community learning continues to decline.

For more information contact Lynn Whitworth on 07875 408357 or email lynnw@enable.uk.net

Bassetlaw District Council Work Experience Prospectus



Bassetlaw District Council's Work Experience Prospectus is proving really popular with local schools. A recent work experience pupil said "it's really great being able to see what the Council actually does – I had no idea just how much they do! I also found coming in for an interview helpful. I saw where I was going to work and met some of the people I would be working with which meant I wasn't nervous for my first day. The service also put together a programme of work for me for the two weeks – so I got to try lots of different things"

Bassetlaw's prospectus, which was produced with the help of the Nottinghamshire Education and Business Alliance, is not just for school pupils – although that was the target audience when it was first produced. We also encourage applicants from all ages.

People are finding out that working in local government can be an interesting and rewarding place to work and offers a whole variety of career opportunities.

If you are interested in viewing a copy of the prospectus just log on to www.bassetlaw.gov.uk and you will find it there or alternatively contact

Gillian Blenkinsop@bassetlaw.gov.uk.

For more information contact:
Fran Walker on 01909 504600, or email: fwalker@nnc.ac.uk

Key Targets

The table below outlines the five key targets agreed by the Sub-Group, as outlined in the Community Strategy Summary that will be used to measure educational achievement levels within the District. Although it is not possible to isolate the actual impact of the BLSP on these indicators, the level of partnership working across the District will naturally impact upon improvements in the majority of cases. These are monitored closely throughout the year and reported on annually.

Our long-term goal... to increase the percentage of 19 year olds achieving a level 2 qualification ²⁰





BLSP Indicator	Definition	Method of Measurement	Lead Contact	2003/2004 Performance	2004/2005 Performance
L&S 3	To increase the percentage of 19 year olds achieving a level 2 qualification ²⁰	(1) LSC/ QoL 9(a) Baseline (Notts County 1999/2000) = 63.5% achieving Level 2 Target end 2004 = Additional 1060 achieving Level 2 (71.1%)	LSC Nottinghamshire	Performance for this year cannot be reported. 2001/2002 = 510 (48% of target) 2002/2003 = 577 (54% of target – Estimate Feb 2004)	Performance cannot be reported for this year. ²¹
L&S 4	Aim to achieve national averages at GCSE but attainment to be at least in line with the average for North Nottinghamshire	(1) BV 38 ²² / QoL 9(b) Baseline 2002/2003 = 47.2% (County Average) (2) Isolate Bassetlaw average from BV38 ²² / QoL9(b) Baseline 2002/2003 = 43.3% (3) Comparisons against National and North Notts average (a) Baseline 2002/2003 (National – DfES) = 52.9% (b) Baseline 2002/2003 (North Notts – NCC) = 40.2%	NCC	(1) 47.1% (2) 43.8% (3a) National average = 53.3% (provisional) (3b) North Notts ²³ average = 40.79%	(1) 47.1% (2) 41.92% (3a) National average = 56.5% (3b) North Notts average = 41.0%

BLSP Indicator	Definition	Method of Measurement	Lead Contact	2003/2004 Performance	2004/2005 Performance
L&S 5	<p>All schools to meet their statutory targets for Key Stages 2, 3, and 4</p> <p>(Performance shown as: Number of schools achieving/ Total number of schools for that Key Stage. 2 Retford Secondary Schools merged following 2002/2003 affecting total number of schools at Key Stage 3 and 4.)</p>	<p>(1) NCC monitoring of national BVPIs.</p> <p>Baselines 2002/2003 – No. of schools meeting Key Stage 2 targets = Level 4+ English 49/49 Level 4+ Maths 48/49 Level 5 English <i>Not Set</i> Level 5+ Maths <i>Not Set</i></p> <p>No. of schools meeting Key Stage 3 targets = Level 5+ English 2/8 Level 5+ Maths 1/8 Level 5+ Science 2/8</p> <p>No. of schools meeting Key Stage 4 targets = 5+ A*-C 1/8 5+ A*-G 2/8</p>	NCC	<p>No. of schools meeting Key Stage 2 targets = Level 4+ English 22/49 Level 4+ Maths 15/49 Level 5+ English 26/49 Level 5+ Maths 22/49</p> <p>No. of schools meeting Key Stage 3 targets = Level 5+ English 2/7 Level 5+ Maths 4/7 Level 5+ Science 1/7</p> <p>No. of schools meeting Key Stage 4 targets = 5+ A*-C 1/7 5+ A*-G 0/7</p>	<p>No. of schools meeting Key Stage 2 targets = Level 4+ English 23/49 Level 4+ Maths 12/49 Level 5+ English <i>Not Set</i> Level 5+ Maths <i>Not Set</i></p> <p>No. of schools meeting Key Stage 3 targets²⁴ = Level 5+ English 4/6 Level 5+ Maths 2/6 Level 5+ Science 3/6</p> <p>No. of schools meeting Key Stage 4 targets²⁴ = 5+ A*-C 0/6 5+ A*-G 3/6²⁵</p>
L&S 6	<p>Increase progression into higher education through a variety of routes by 10% over the next five years</p>	<p>(1) Year 13 Leavers from a school 6th Form – data on progression to HE collated by Connexions</p> <p>Baseline 2002/2003 = Year 13 entering HE in 2002 – Data not available, Information collated not in a comparable form.</p> <p>(2) NNC data on progression to HE</p>	Connexions	<p>(1) Year 13 entering HE in 2003 –165 out of 359 (45.96%)</p> <p>(2) Total figures for progression not available²⁶</p>	<p>(1) Year 13 entering HE in 2004 - 179 out of 291 (61.51%)</p> <p>(2) 81 enrolments onto Access for Nursing (52% gained entry to HE. 85% of BTEC National Diploma in Health Studies entered HE. 86% of Access to HE progressed to HE.</p>

BLSP Indicator	Definition	Method of Measurement	Lead Contact	2003/2004 Performance	2004/2005 Performance
L&S 7	Target major employers and future employers to develop their workers' key skills	(1) Monitor number of businesses using NNC Create	Due to changes in reporting methods at the college, it is not possible to report on this Key Target as planned.	(1) Performance against this indicator cannot be measured via the method originally identified. Alternative methods of monitoring this indicator will be examined in 2004/ 2005, and reported on within the 2004/2005 Annual Report. ²⁷	(1) Additional methods of measuring this indicator have not been identified – no performance reported for 2004/2005.

Learning & Skills Action Plan – Our Performance

The charts below indicate how the Learning & Skills Sub-Group is performing against the 'Actions' within their Action Plan. The key for the charts is as follows:

	Red (R) = Not progressing to timetable
	Amber (A) = Some work underway but underlying issues e.g. slippage on timetable, or funding concerns
	Green (G) = Work underway to timetable
	Undetermined (U) = Update to status not available at time of reporting

This 'traffic light' system was piloted by the Health Sub-Group in October 2003 and January 2004. This was then rolled out to all the Sub-Groups for April 2004, and included in the Interim Report May 2004.

In October 2005, a new reporting mechanism was introduced for reporting Sub-Group progress at Board meetings. One element included was the introduction of the table shown below for October's performance, which provides additional information as to how the Action Plan has been progressed.

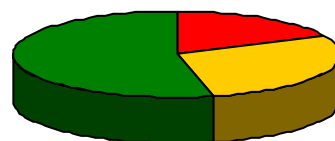
January 2005

R = 5 (17.86%)
A = 8 (28.57%)
G = 15 (53.57%)



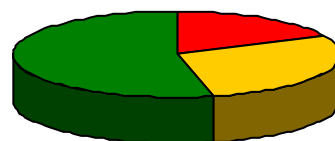
April 2005

R = 5 (17.86%)
A = 8 (28.57%)
G = 15 (53.57%)



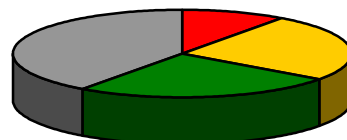
July 2005

R = 5 (17.86%)
A = 8 (28.57%)
G = 15 (53.57%)



October 2005

R = 2 (10%)
A = 5 (25%)
G = 5 (25%)
U = 8 (40%)



Total Number of Actions	Number of Actions completed and removed	Number of Actions amended	Number of new Actions added
20 (as at October 05)	9	15	4

N.B. The Action Plan is currently going through a review, and due to outstanding updates the current status of 8 Actions cannot be reported at present – B.4, B.5, B.8, C.7, C.8, C.13, C.14, C.15